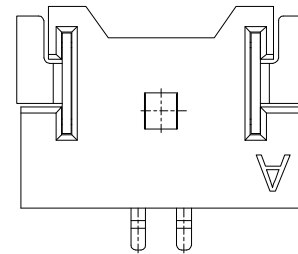
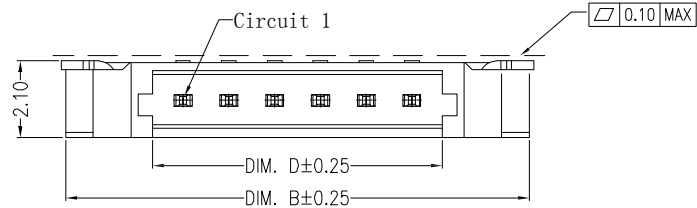
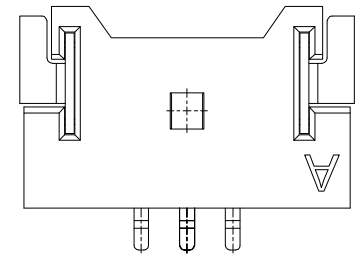


REV	ECN NO	DESCRIPTION	DATE	NAME
A	—	NEW	11/28-'19	LZM

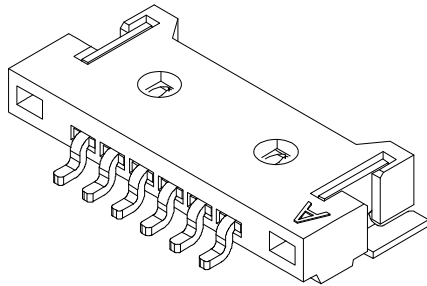
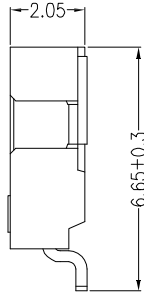
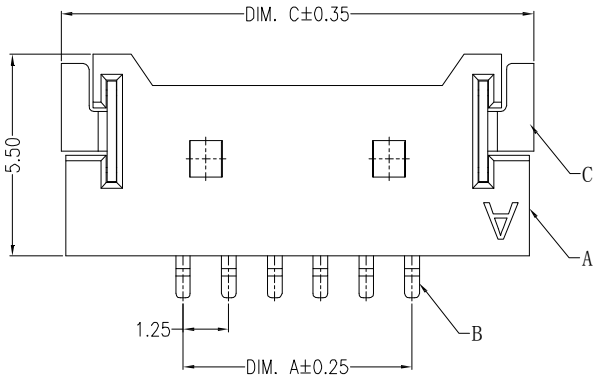
**HSF** RoHS



L1254AWR-02

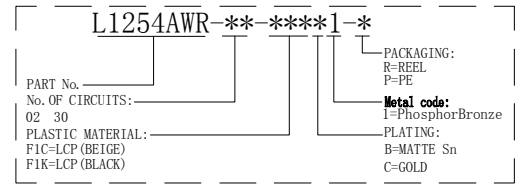


L1254AWR-03

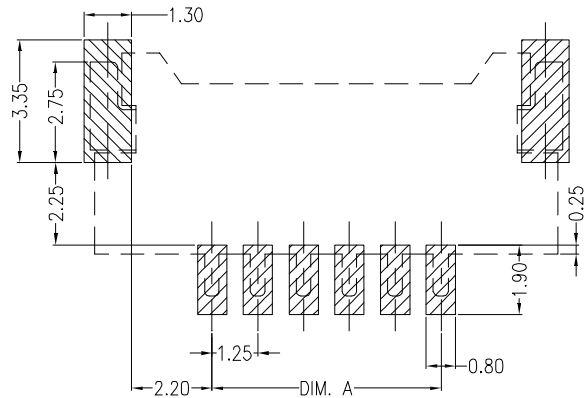


**Main Specifications**  
 Poles: 02 to 15  
 Contact resistance: ≤20m Ω  
 Insulation resistance: ≥100M Ω  
 Rated voltage: 125V AC DC  
 Rated current: 1.0A AC DC  
 Withstand Voltage: 500V AC/minute  
 Temperature Range: -25°C ~ +85°C

**ORDER INFORMATION:**



Circuits	Dimensions (mm)			
	DIM. A	DIM. B	DIM. C	DIM. D
02	1.25	7.65	7.90	2.90
03	2.50	8.90	9.15	4.15
04	3.75	10.15	10.40	5.40
05	5.00	11.40	11.65	6.65
06	6.25	12.65	12.90	7.90
07	7.50	13.90	14.15	9.15
08	8.75	15.15	15.40	10.40
09	10.00	16.40	16.65	11.65
10	11.25	17.65	17.90	12.90
11	12.50	18.90	19.15	14.15
12	13.75	20.15	20.40	15.40
13	15.00	21.40	21.65	16.65
14	16.25	22.65	22.90	17.9
15	17.50	23.90	24.15	19.15



SUGGESTED PCB LAYOUT (COMPONENT SIDE)

STANDARD TOLERANCE (EXCEPT SPECIFIED)	
LINER	ANGLES
.0 ±0.30	0.° ±5°
.00 ±0.25	.0° ±2°
.000 ±0.10	.00° ±1°

C	Solder Tab	1 PCS	PhosphorBronze	GOLD/MATTE Sn-plated
B	Contacts	1 PCS	PhosphorBronze	GOLD/MATTE Sn-plated
B	Contacts	2~30PCS	PhosphorBronze	GOLD/MATTE Sn-plated
A	HOUSING	2~30PIN	LCP	UL 94V-0, COLOR:BEIGE/BLACK
ITEM	COMPONENT	Q'TY	MATERIAL	FINISH

**LDCONN** 东莞连大精密制品有限公司  
 连大 DongGuan LianDa Precision Products Co., LTD

TITLE	1.25mm Pitch 90° Wafer SMT TYPE	DRAWN BY	LZM	11/28-'19
PART NO.	L1254AWR-XX-XXXX1-X	CHECKED BY		
DRAWING NO.		APPROVED BY		
SCALE	1:1	UNIT	mm	PAGE 1/1
				SIZE A4